

# Hermosa Bay

74" x 44" x 26" (1880 x 1118 x 660 mm)  
 Whirlpool Operating Gallons = 92 (Liters = 348)  
 Gallon to Overflow = 110 (Liters = 416)  
 Drop-In

**Colors/Finishes:**

- Biscuit
- White

**Electrical Requirements:**

- Units with Whirlpool or Air System require one 20 AMP ground fault circuit interrupter (GFCI)
- Units with Combination Whirlpool and Air System require two 20 AMP ground fault circuit interrupter (GFCI)

**Codes/Standards/Approvals:**

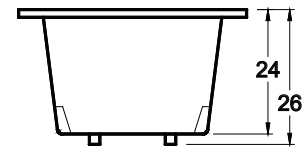
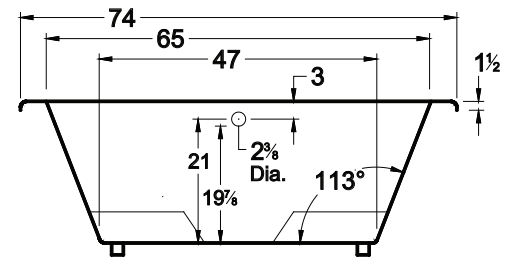
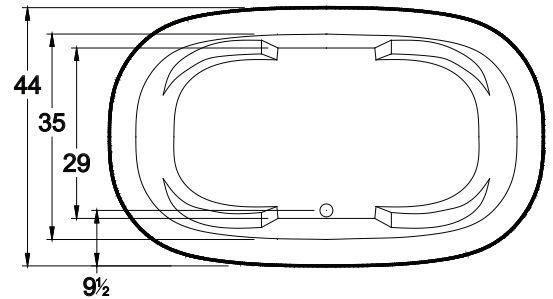
- Underwriters Laboratories (UL)
- Underwriters Laboratories - Canada (cUL)
- Canadian Standards Association - (CSA)
- ANSI Z124.1, ANSI Z112.19.7, ANSI A112.19.8

**Standard Feature:**

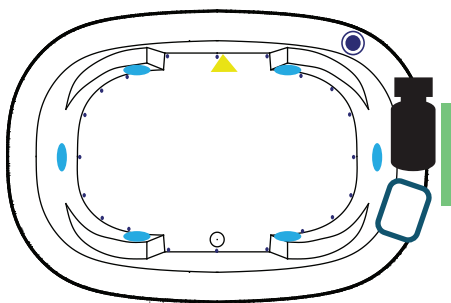
- Acrylic
- Adjustable Feet
- Textured Tub Floor
- Can be Undermounted

**General Information:**

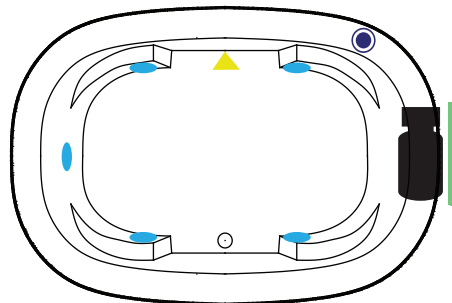
- Install according to Owner's Manual and local codes
- Any tub with Whirlpool, or Air System requires an access panel.
- Hot water supply should be 65-75% of tub capacity or greater.
- Cut Dimensions: 2" Smaller than Size of tub. It is recommended to wait for unit to arrive before cutting.
- Always consult your local plumber for recommendations as installations will vary.
- All specifications are subject to change without notice.



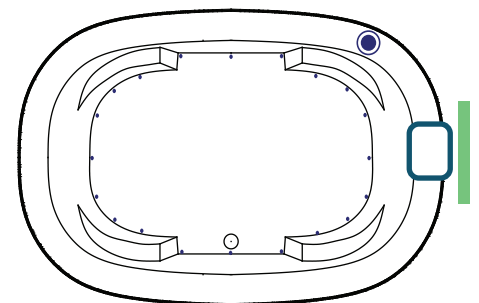
ALL BATHTUB DIMENSIONS ARE +/- 1/2"



Whirlpool + Air System



Whirlpool



Air System

**Legend:**

- PUMP
- BLOWER
- JET
- AIR JET
- SUCTION
- KEY PAD
- ACCESS PANEL (MINIMUM 16" X 20")