

# Naples



72" x 40" x 22" ( 1829 x 1016 x 559 mm)  
 Whirlpool Operating Gallons = 68 (Liters = 257)  
 Gallon to Overflow = 100 (Liters = 379)  
 Drop-In

## Colors/Finishes:

- Biscuit
- White

## Electrical Requirements:

- Units with Whirlpool or Air System require one 20 AMP ground fault circuit interrupter (GFCI)
- Units with Combination Whirlpool and Air System require two 20 AMP ground fault circuit interrupter (GFCI)

## Codes/Standards/Approvals:

- Underwriters Laboratories (UL)
- Underwriters Laboratories - Canada (cUL)
- Canadian Standards Association - (CSA)
- ANSI Z124.1, ANSI Z112.19.7, ANSI A112.19.8

## Standard Feature:

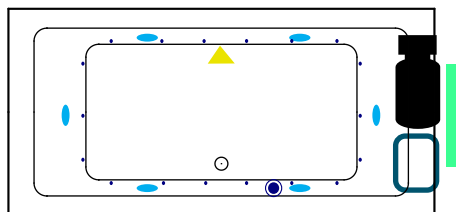
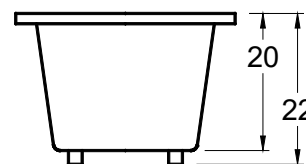
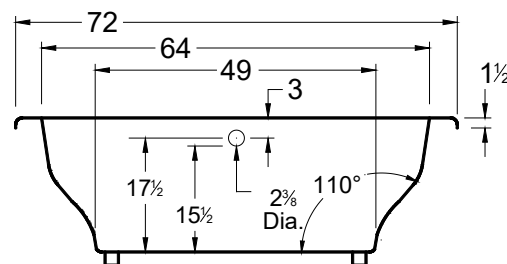
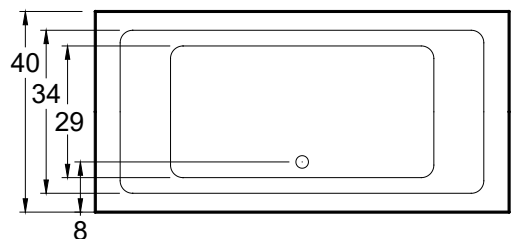
- Acrylic
- Adjustable Feet
- Non-Textured Tub Floor
- Can be Undermounted

## General Information:

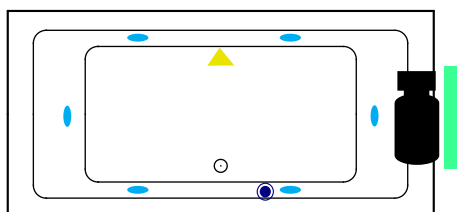
- Install according to Owner's Manual and local codes
- Any tub with Whirlpool, or Air System requires an access panel.
- Hot water supply should be 65-75% of tub capacity or greater.
- Cut Dimensions: 2" Smaller than Size of tub. It is recommended to wait for unit to arrive before cutting.
- Always consult your local plumber for recommendations as installations will vary.
- All specifications are subject to change without notice.



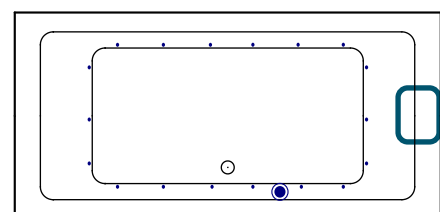
ALL BATHTUB DIMENSIONS ARE +/- 1/2"



Whirlpool + Air System



Whirlpool



Air System

## Legend:

