

66" x 32" x 24" (1676 x 813 x 610 mm)
 Gallon to Overflow = 68 (Liters = 257)
 Factory installed integral drain.
 Freestanding Bathtub
 Non-Textured Tub Floor

Material:

Acrylic

Colors/Finishes:

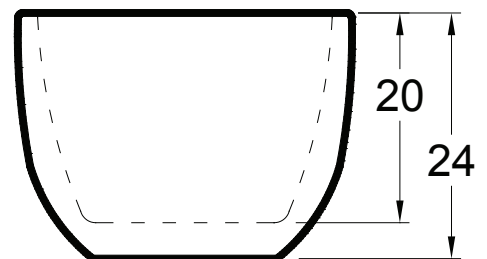
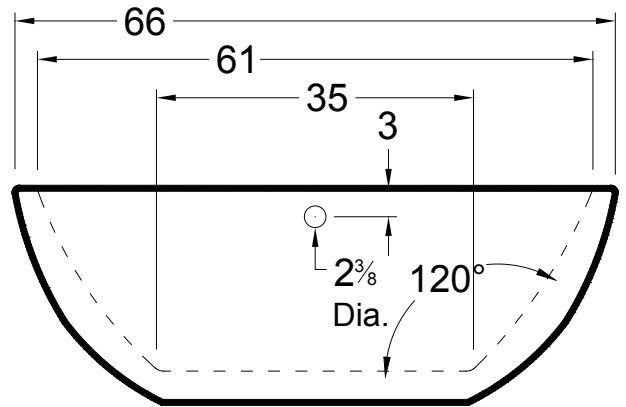
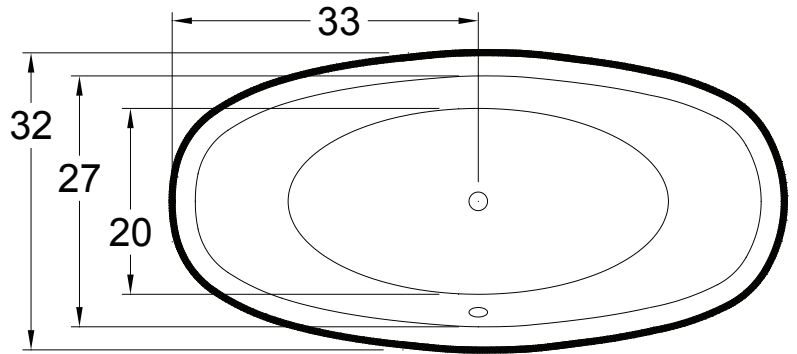
- Biscuit
- White

Codes/Standards/Approvals:

- Underwriters Laboratories (UL)
- Underwriters Laboratories - Canada (cUL)
- Canadian Standards Association - (CSA)
- ANSI Z124.1, ANSI Z112.19.7, ANSI A112.19.8

General Information:

- Install according to Owner's Manual and local codes
- Hot water supply should be 65-75% of tub capacity or greater.
- Always consult your local plumber for recommendations as installations will vary.
- All specifications are subject to change without notice.



ALL BATHTUB DIMENSIONS ARE +/- 1/2"